



This form is designed to be filled out using Adobe Acrobat.



5720 Arville St. Suite 105 • Las Vegas, Nevada • 89118  
Ph: 907-529-8833 • Fax: 702-754-0889

## BT- Beach Order Form

Update- May 2016



Date: \_\_\_\_\_  
 PO #: \_\_\_\_\_  
 Mark For: \_\_\_\_\_  
 Ordered By: \_\_\_\_\_  
 Contact: \_\_\_\_\_  
 Address: \_\_\_\_\_  
 City: \_\_\_\_\_ State: \_\_\_\_\_ ZIP: \_\_\_\_\_  
 Phone: \_\_\_\_\_ Fax: \_\_\_\_\_  
 E-mail: \_\_\_\_\_

### Shipping Information

Ship to: \_\_\_\_\_  
 Address: \_\_\_\_\_  
 Address: \_\_\_\_\_  
 City: \_\_\_\_\_ State: \_\_\_\_\_ ZIP: \_\_\_\_\_  
 Province: \_\_\_\_\_ Country: \_\_\_\_\_  
 Shipping Phone: \_\_\_\_\_  
 Shipping Notes: \_\_\_\_\_

### Frame Style

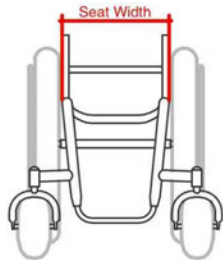
Lasher Sport BT-Beach	\$3,995.00
<i>Dedicated beach wheelchair</i>	

### Frame Dimensions

#### Seat Width *See Diagram below.*

*Measure from outside of seat tube to outside of opposite seat tube.*

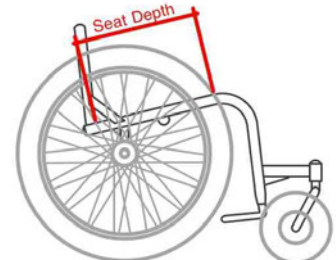
- 14" (35.5cm)
- 15" (38.1cm)
- 16" (40.6cm)
- 17" (43.2cm)
- 18" (45.7cm)
- 19" (48.3cm)



#### Seat Depth *See Diagram below.*

*Measure from front of backrest post to front edge of seat sling.*

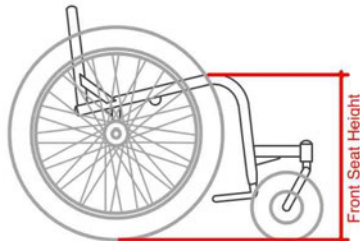
- 14" (35.5cm)
- 15" (38.1cm)
- 16" (40.6cm)
- 17" (43.2cm)
- 18" (45.7cm)
- 19" (48.3cm)



#### Front Seat Height *See Diagram below.*

*Measure from floor to top of front seat rail.*

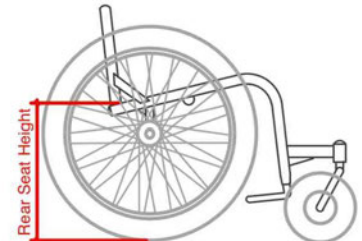
- 17" (35.5cm)
- 17.5" (38.1cm)
- 18" (40.6cm)
- 18.5" (43.2cm)
- 19" (45.7cm)
- 19.5" (48.3cm)
- 20" (35.5cm)
- 20.5" (38.1cm)
- 21" (40.6cm)



#### Rear Seat Height *See Diagram below.*

*Measure from floor to top of back seat rail.*





- 16" (35.5cm)
- 16.5" (38.1cm)
- 17" (40.6cm)
- 17.5" (43.2cm)
- 18" (45.7cm)
- 18.5" (48.3cm)
- 19" (35.5cm)
- 19.5" (38.1cm)
- 20" (40.6cm)

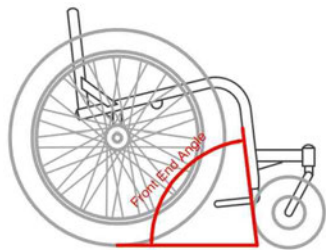


## Frame Dimensions Continued

### Front End Angle *See Diagram below.*

*Measure the angle from the floor to the down tube.*

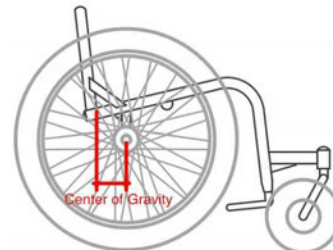
- 80° 
- 85° 
- 90° 
- 95° 



### Rear Axle Center of Gravity *See Diagram below.*

*Measure from front of backrest post to center of axle.*

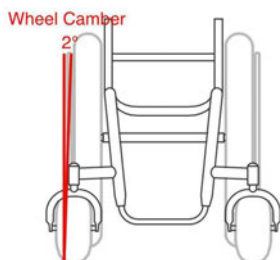
- 1.0" (2.5cm)
- 1.5" (3.8cm)
- 2.0" (5.0cm)
- 2.5" (6.4cm)
- 3.0" (7.6cm)
- 3.5" (8.9cm)
- 4.0" (10.2cm)
- 4.5" (11.4cm)



### Wheel Camber *See Diagram below.*

*Wheel Camber is set at 2°*

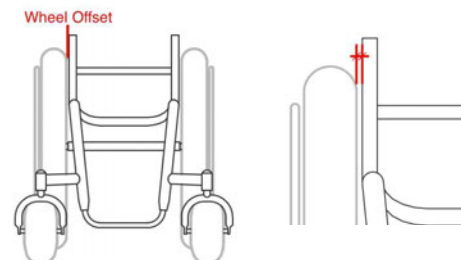
- 2°



### Rear Wheel Offset *See Diagram below.*

*Measure from outside of backrest post to inside of tire.*

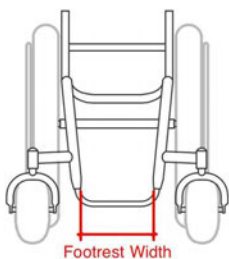
- .75" (1.9cm)
- 1.00" (2.5cm)
- 1.25" (3.2cm)
- 1.50" (3.8cm)



### Footrest Width *See Diagram below.*

*Measure from inside of footrest post to inside of opposite footrest post.*

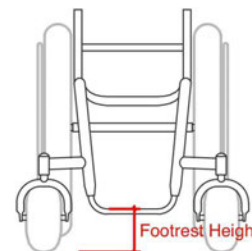
- 10.0" (25.4cm)
- 10.5" (26.7cm)
- 11.0" (27.9cm)
- 11.5" (29.2cm)
- 12.0" (30.5cm)
- 12.5" (31.8cm)
- 13.0" (33.0cm)
- 13.5" (34.3cm)
- 14.0" (35.6cm)



### Footrest Height *See Diagram below.*

*Measure from floor to top of footrest. (adjustable)*

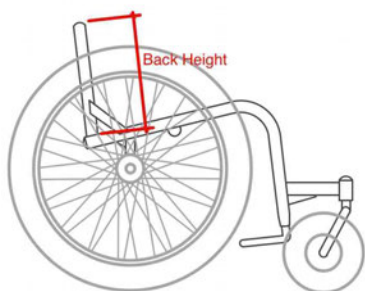
- 2.0" (5.0cm)
- 2.5" (6.4cm)
- 3.0" (7.6cm)
- 3.5" (8.9cm)
- 4.0" (10.2cm)
- 4.5" (11.4cm)
- 5.0" (12.7cm)
- 5.5" (14.0cm)
- 6.0" (15.2cm)



### Back Height *See Diagram below.*





*Measure from seat base to top of back.*

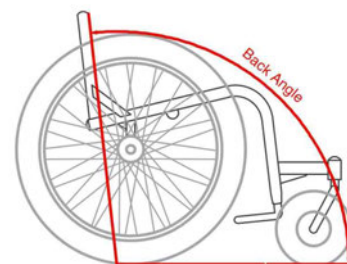
- 12.0" (30.5cm)
- 12.5" (31.8cm)
- 13.0" (33.0cm)
- 13.5" (34.3cm)
- 14.0" (35.6cm)
- 14.5" (36.8cm)
- 15.0" (38.1cm)
- 15.5" (39.4cm)
- 16.0" (40.6cm)
- Other \_\_\_\_\_



### Back Angle *See Diagram below.*

*Measure from the angle from floor to the back tube.*

- 90° - vertical 
- 93° - 3° recline 
- 96° - 6° recline 
- 99° - 9° recline 
- Other- \_\_\_\_\_



## Chair Options and Accessories

### Footrest Style

Open Loop Tube- No Charge



Open Loop Double Tube- Option- \$95



Plastic Plate- \$125



Aluminum Plate- \$195



Carbon Plate- \$355



### Front Casters & Forks

9.5" (24cm) diameter x 5" (12.7cm) wide, low psi, beach casters with Lasher Sport forks



### Rear Wheels & Tires

26" (559) x 100mm rims, custom built at the Lasher Sport shop with fat tires with low tire pressure for superior sand flotation.

Fat Tire- 3.8" (9.7 cm)  
\* Standard width



Extra Fat Tire- 4.7" (11.9 cm)- \$125  
\* Extra flotation across sand, but increases overall width significantly.



### Hand Rims \* All hand rims are 26" (590) size size

Hard Anodized- No Charge




Natural Fit Q-Grip- Option- \$295  
\* Neoprene Coated hand rim



Natural Fit- \$395  
\* Thumb ring unavailable



Natural Fit LT- \$395  
\* Thumb ring unavailable



## Chair Options and Accessories- continued

### Wheel Locks

- Omit Wheel Locks— No Charge       Compact Composite scissor locks— \$155

### Side Guards \* Side guards will be finished with the same finish and color as the main frame.

- None— No Charge       Aluminum, bolted— \$395       Aluminum, quick release— \$450

### Backrest Style

- Fixed (welded), non-folding— No Charge       Folding, non-locking— \$95       Folding, locking— \$155

### Seat Upholstery

- Sling Style— No Charge  
\* Waterproof mesh fabric       Tension Cord— \$175  
\* Tension adjustable, waterproof laminate

### Seat Cushion

- None— No Charge       Basic Foam— \$125  
\* Not water proof and can absorb water.       Supracor Stimulite Silver— \$285  
\* Won't absorb water. Easier to clean.

### Back Upholstery

- Sling Style— No Charge  
\* Waterproof mesh fabric       Tension Cord— \$175  
\* Tension adjustable, waterproof laminate

### Back Pad Style

- None— No Charge  
\* Waterproof mesh fabric back       Foam— \$125 (standard with tension cord)  
\* Not water proof and can absorb water.       Supracor honeycomb core— \$325  
\* Won't absorb water. Easier to clean.

### Push Handles

- None— No Charge       Curved Post Top- Fixed— \$125  
\* Requires welded or locking back.       Aluminum- Removable— \$295  
\* Requires welded or locking back.

### Calf Strap

- None— No Charge       Nylon Strap- 2" wide— \$55

### Frame Bumpers

- None— No Charge       Neoprene Frame Bumpers— \$55

### Frame Caps \* Rounded caster caps are standard.

- Silver— No Charge       Black Anodized— \$195

### Embroidery \* Backrest embroider is sewn into backrest back flap.

- Omit— No Charge       Standard— No Charge       Custom— \$295 and up depending on design  
\* Computer file must be sent in for accurate quote.

## Notes






















































## Frame Finish- Color Options

Powder Coat Finish— No Charge

*\* Powder coat is a baked on finish.  
\* Colors and shades can look different than the samples below.*

Anodized Finish— \$995

*\* Anodizing is a more corrosion resistant finish than powder coat.  
\* Colors and shades can look different than the samples below.*

<input type="checkbox"/> Gloss White PSS-5690		<input type="checkbox"/> Sunshine Yellow PSS-2600		<input type="checkbox"/> Silver (clear)		<input type="checkbox"/> Violet	
<input type="checkbox"/> Heritage Cream HSS-1846		<input type="checkbox"/> Honda Yellow PMB-1657		<input type="checkbox"/> Gun Metal		<input type="checkbox"/> Soft Pink	
<input type="checkbox"/> Satin Titanium UMB-1860		<input type="checkbox"/> Neon Yellow PSS-1104		<input type="checkbox"/> Black		<input type="checkbox"/> Hot Pink	
<input type="checkbox"/> Heavy Silver PMS-517		<input type="checkbox"/> Energy Green PSB-6669		<input type="checkbox"/> Mahogany			
<input type="checkbox"/> Galaxy Silver PMB-4936		<input type="checkbox"/> Racer Green PSS-4531		<input type="checkbox"/> Red			
<input type="checkbox"/> Mega Grey PMB-6831		<input type="checkbox"/> Tractor Green PSS-4517		<input type="checkbox"/> Orange			
<input type="checkbox"/> Gloss Black USS-2603		<input type="checkbox"/> Signal Green PSS-2786		<input type="checkbox"/> Copper			
<input type="checkbox"/> Royal Maroon PSB-5076		<input type="checkbox"/> Army Green PSB-4944		<input type="checkbox"/> Yellow Orange			
<input type="checkbox"/> Vampire Red PSS-3013		<input type="checkbox"/> Tropical Breeze PSS-6837		<input type="checkbox"/> Gold			
<input type="checkbox"/> Really Red PSS-4416		<input type="checkbox"/> Miami Teal PSB-6532		<input type="checkbox"/> Light Green			
<input type="checkbox"/> Flame Red PSS-5082		<input type="checkbox"/> Bic Blue PSB-6932		<input type="checkbox"/> Green			
<input type="checkbox"/> Sweet Raspberry PSB-6896		<input type="checkbox"/> Deere Blue PSB-4785		<input type="checkbox"/> Olive			
<input type="checkbox"/> Striker Orange PPS-4750		<input type="checkbox"/> Ford Dark Blue PSB-4624		<input type="checkbox"/> Blue Green			
<input type="checkbox"/> Harley Orange PMB-2829		<input type="checkbox"/> Sinbad Purple PSS-1676		<input type="checkbox"/> Teal			
<input type="checkbox"/> Indy Orange PPB-6513		<input type="checkbox"/> Sweet Plum PSS-1054		<input type="checkbox"/> Steel Blue			
<input type="checkbox"/> Caterpillar Yellow PSS-2550		<input type="checkbox"/> Whimsy Pink PSS-0874		<input type="checkbox"/> Cobalt			
<input type="checkbox"/> Hot Yellow PSS-1623		<input type="checkbox"/> Lazer Polka Pink PMB-2340		<input type="checkbox"/> Purple	