



This form is designed to be filled out using Adobe Acrobat.



5720 Arville St. Suite 105 • Las Vegas, Nevada • 89118
Ph: 907-529-8833 • Fax: 702-754-0889

Mg-A Order Form

Update- 119



Date: _____
 PO #: _____
 Mark For: _____
 Ordered By: _____
 Address: _____
 City: _____ State: _____ ZIP: _____
 Phone: _____ Fax: _____
 E-mail: _____

Shipping Information

Ship to: _____
 Address: _____
 Address: _____
 City: _____ State: _____ ZIP: _____
 Provenance: _____ Country: _____
 Shipping Phone: _____
 Shipping Notes: _____

Frame Style

Lasher Sport Mg-A \$6,695.00
 00MGA Magnesium frame, adjustable axle wheelchair

Frame Dimensions

Seat Width

Measurement from outside of seat tubes at rear of seat upholstery.

- 14" (35.5cm)
- 15" (38.1cm)
- 16" (40.6cm)
- 17" (43.2cm)
- 18" (45.7cm)
- 19" (48.3cm)
- 20" (50.8cm) +\$495 E2201



Seat Width Taper 00SWT

Measurement from outside seat tubes at front of seat upholstery.

- No Taper
- 1" (2.5cm) Taper from rear seat width to front seat width +\$295
 - 00SWT-1 Rear and Front Seat Widths-

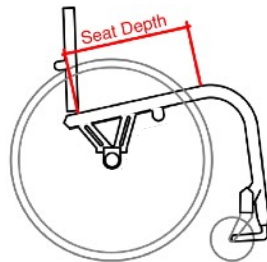
14"R x 13"F	17"R x 16"F	20"R x 19"F
15"R x 14"F	18"R x 17"F	
16"R x 15"F	19"R x 18"F	
- 2" (5.0cm) Taper from rear seat width to front seat width +\$295
 - 00SWT-2 Rear and Front Seat Widths-

14"R - N/A	17"R x 15"F	20"R x 18"F
15"R x 13"F	18"R x 16"F	
16"R x 14"F	19"R x 17"F	

Seat Depth

Measurement from front of backrest post to front edge of seat sling.

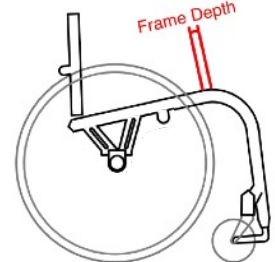
- 14" (35.5cm)
- 15" (38.1cm)
- 16" (40.6cm)
- 17" (43.2cm)
- 18" (45.7cm)
- 19" (48.3cm)
- 20" (50.8cm) +\$495 E2203



Frame Depth 00FD

Depth measurement in front of seat upholstery at knee bend.

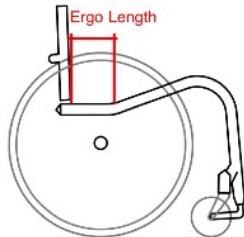
- Standard Length 00FD-SL
- Compact -1" (-2.5 cm) 00FD-C
- Long +1" (+2.54cm) 00FD-L



Ergonomic Seat 00ES

Measurement from front of backrest post to center of upward bend.

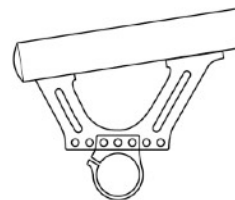
- None- No Ergonomic Seat
- 4" (10.2cm) +\$495 00ES-4
- 5" (12.7cm) +\$495 00ES-5
- 6" (15.2cm) +\$495 00ES-6
- 7" (17.8cm) +\$495 00ES-7
- 8" (20.3cm) +\$495 00ES-8



Axle Brace Style

Adjustable center of gravity axle brace.

- 5 Position Adjustable Axle



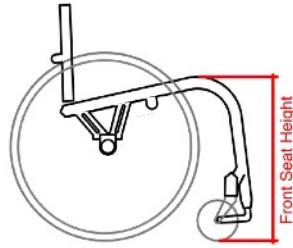
* 5 position axle is adjustable up to 1" (2.54cm) forward and 1" (2.54cm) backwards by half inch (1.3cm) increments. Axle may have a different shape depending on the rear seat height.

Frame Dimensions Continued

Front Seat Height

Measurement from floor to top of front seat rail.

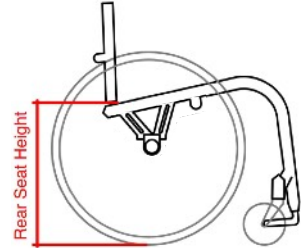
- 16" (40.6cm)
- 16.5" (41.9cm)
- 17" (43.2cm)
- 17.5" (44.5cm)
- 18" (45.7cm)
- 18.5" (47.0cm)
- 19" (48.3cm)
- 19.5" (49.5cm)
- 20" (50.8cm)
- 20.5" (52.1cm)
- 21" (53.3cm)



Rear Seat Height





Measurement from floor to top of rear seat rail.

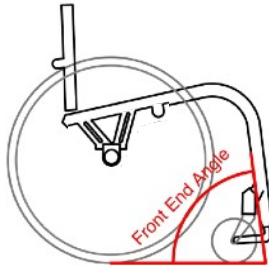
- 15" (38.1cm)
- 15.5" (39.4cm)
- 16" (40.6cm)
- 16.5" (41.9cm)
- 17" (43.2cm)
- 17.5" (44.5cm)
- 18" (45.7cm)
- 18.5" (47.0cm)
- 19" (48.3cm)
- 19.5" (49.5cm)
- 20" (50.8cm)



Front End Angle

The angle from the floor to the down tube.

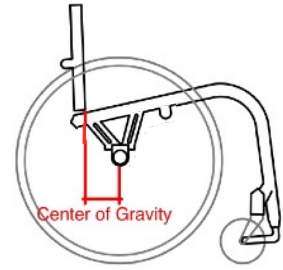
- 80° 
- 85° 
- 90° 
- 95° 



Rear Axle Center of Gravity ** This model has a fixed (non-adjustable) axle.

Measurement from front of backrest post to center of axle.

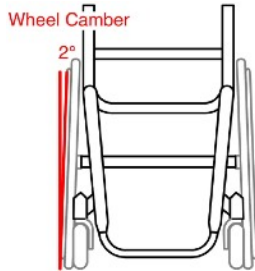
- 1.0" (2.5cm)
- 1.5" (3.8cm)
- 2.0" (5.0cm)
- 2.5" (6.4cm)
- 3.0" (7.6cm)
- 3.5" (8.9cm)
- 4.0" (10.2cm)
- 4.5" (11.4cm)



Wheel Camber

Wheel Camber is set at 2°

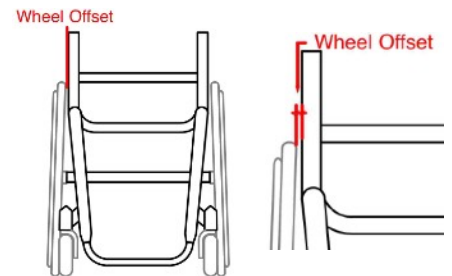
- 2°



Rear Wheel Offset

Measure from outside of backrest post to inside of tire. (Gap between wheel and post).

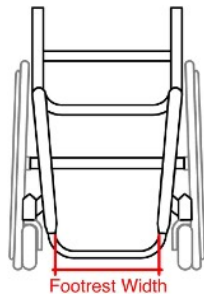
- .75" (1.9cm)
- 1.00" (2.5cm)
- 1.25" (3.2cm)
- 1.50" (3.8cm)



Footrest Width

Measurement from inside of footrest post to inside of opposite footrest post.

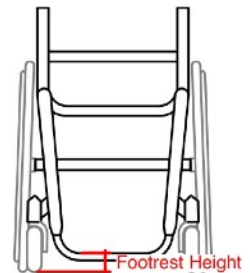
- 10.0" (25.4cm)
- 10.5" (26.7cm)
- 11.0" (27.9cm)
- 11.5" (29.2cm)
- 12.0" (30.5cm)
- 12.5" (31.8cm)
- 13.0" (33.0cm)
- 13.5" (34.3cm)
- 14.0" (35.6cm)



Footrest Height

Measurement from floor to top of front of footrest. (adjustable)

- 2.0" (5.0cm)
- 2.5" (6.4cm)
- 3.0" (7.6cm)
- 3.5" (8.9cm)
- 4.0" (10.2cm)
- 4.5" (11.4cm)
- 5.0" (12.7cm)
- 5.5" (14.0cm)
- 6.0" (15.2cm)

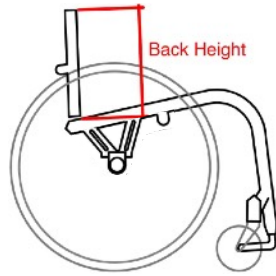


Frame Dimensions Continued

Back Height

Measurement from rear seat base to top of back.

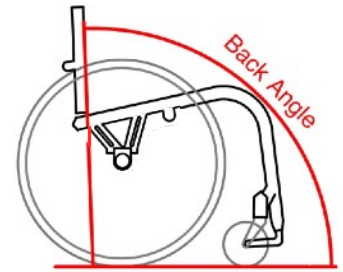
- 12.0" (30.5cm)
- 12.5" (31.8cm)
- 13.0" (33.0cm)
- 13.5" (34.3cm)
- 14.0" (35.6cm)
- 14.5" (36.8cm)
- 15.0" (38.1cm)
- 15.5" (39.4cm)
- 16.0" (40.6cm)
- Other _____



Back Angle

The angle from the floor to the back rest tube.

- 90°- vertical
- 93°- 3° recline
- 96°- 6° recline
- 99°- 9° recline
- Other- _____



Chair Options and Accessories

Footrest Style 01FS

- | | | | |
|--|--|--|--|
| <input type="checkbox"/> Open Loop Tube
01FS01 | <input type="checkbox"/> Open Loop Double Tube- +\$125
01FS02 | <input type="checkbox"/> Aluminum Plate- +\$225
01FS03 | <input type="checkbox"/> Angle Adjustable Aluminum- \$295
* Black Only 01FS04 |
| | | | |
| <input type="checkbox"/> Plastic Plate- +\$195
01FS05 | <input type="checkbox"/> Carbon Plate- +\$395
01FS06 | <input type="checkbox"/> Carbon with Adjustable Width Flared Sides- +\$595
01FS07 | |
| | | | |

Footrest Finish 02FF

- | | | | |
|---|--|--|--|
| <input type="checkbox"/> Satin Finish
02FF01 | <input type="checkbox"/> Mirror Polished- +\$145
02FF02 | <input type="checkbox"/> Powder Coat Frame Color- +\$165
02FF03 | <input type="checkbox"/> Anodize Black- +\$195
02FF04 |
| | | <input type="checkbox"/> Custom Color Anodized- +\$295
02FF05 | |

Front Caster Forks 03CF

- | | |
|---|--|
| <input type="checkbox"/> Unitine, Aluminum
<input type="checkbox"/> Silver 03CF01 <input type="checkbox"/> Black 03CF02 <input type="checkbox"/> Powder Coat Frame Color- +\$150 03CF03 <input type="checkbox"/> Custom Color Anodized- +\$295 03CF04
<input type="checkbox"/> Frog Legs Phase One (Ultra Sport), Aluminum- +\$350 E1015R, E1015L
<input type="checkbox"/> Silver 03CF05 <input type="checkbox"/> Black 03CF06
<input type="checkbox"/> Frog Legs Phase 2 Hybrid, Aluminum/Carbon- +\$495 E1015R, E1015L
<input type="checkbox"/> Black 03CF06 |
Unitine Fork

Phase One Fork
(Shock Absorbing)

Phase 2 Fork
(Shock Absorbing) |
|---|--|

Front Casters 04FC

- | | |
|--|--|
| <input type="checkbox"/> Epic Wide, Soft Roll, Aluminum Hub
04FC01
Select Caster Size
<input type="checkbox"/> 3"x1.4" 04FC01-3
<input type="checkbox"/> 4"x1.4" 04FC01-4
<input type="checkbox"/> 5"x1.4" 04FC01-5
Select Hub Color
<input type="checkbox"/> Silver S
<input type="checkbox"/> Black B
<input type="checkbox"/> Custom Anodize- _____ - +\$225 CA
<input type="checkbox"/> Frame Color- _____ - +\$175 FC | <input type="checkbox"/> Epic Narrow, Firm Roll, Aluminum Hub
04FC02
Select Caster Size
<input type="checkbox"/> 3"x1" 04FC02-3
<input type="checkbox"/> 4"x1" 04FC02-4
<input type="checkbox"/> 5"x1" 04FC02-5
Select Hub Color
<input type="checkbox"/> Silver S
<input type="checkbox"/> Black B
<input type="checkbox"/> Custom Anodize- _____ - +\$225 CA
<input type="checkbox"/> Frame Color- _____ - +\$175 FC |
|--|--|

Chair Options and Accessories- continued

Rear Wheels 05RW

Rear wheel size

* Rear wheel size is required even if no wheel option is chosen. Chair will be built to the wheel size selected.

- 24" (540) 25" (559) 26" (590)

Rear wheel model

- Omit rear wheels- BYOW (Bring your own wheels)
List wheel model, size, and tire you will be using with your chair-
05RW-OMIT
- Sun Zero G Wheel, black spokes, black hub- No Charge
05RW-SZG
- Spinergy Wire Wheel, silver spokes, black hub, 30 spokes- +\$320
05RW-SWW
- Spinergy Spox, black spokes, silver hub, 18 spokes- +\$695
05RW-SS

For the wheel models below, please make spoke color choice below right

- Spinergy LXL, black hub, 18 spokes- +\$795
05RW-LXL
- Spinergy Blade LXL, black hub, 18 spokes- +\$895
05RW-LXLB
- Spinergy LX, 12 spokes- +\$895
- Silver hub Black hub
05RW-LXS 05RW-LXB
- Spinergy XLX, 12 spokes- +\$950
- Silver hub Black hub
05RW-XLXS 05RW-XLXB
- Spinergy LX FlexRim, 12 spokes- +\$1270
* Includes integrated FlexRim pushrim
- Silver hub Black hub
05RW-LXFS 05RW-LXFB
- Spinergy XLX FlexRim, 12 spokes- +\$1320
* Includes integrated FlexRim pushrim
- Silver hub Black hub
05RW-XLXFS 05RW-XLXFB
- Spinergy SLX, 24 spokes- +\$895
- Silver hub Black hub
05RW-SLXS 05RW-SLXB
- Spinergy XSLX, 12 spokes- +\$950
- Silver hub Black hub
05RW-XSLXS 05RW-XSLXB

Spoke Color Choice

- Black spokes
- Blue Spokes
- Red Spokes
- Yellow Spokes
- Orange Spokes
- Green Spokes
- Pink Spokes
- Purple Spokes
- White Spokes



Sun Zero G



Spinergy Wire



Spinergy Spox



Spinergy LXL



Spinergy Blade LXL



Spinergy LX



Spinergy XLX



Spinergy LX FlexRim



Spinergy XLX FlexRim



Spinergy SLX



Spinergy XSLX

Hand Rims 06HR

- Hard Anodized- No Charge
Choose Finish-

- Clear Anodized (Silver)
06HR-HAC
- Black Anodized- +\$195
06HR-HAB
- Color Anodized- +\$395

Color Choice- _____



- Natural Fit Q-Grip- Option- +\$295
* Rubber Coated hand rim
06HR-NFQ



- Natural Fit- +\$375
06HR-NFO
Choose Thumb Ring-

- No Thumb Ring
06HR-NFNT
- Standard Thumb Ring- +\$145
06HR-NFST
- Super Grip Thumb Ring- +\$175
06HR-NFSG



- Natural Fit LT- +\$375
06HR-NFLT
Choose Thumb Ring-

- No Thumb Ring
06HR-NFNT
- Standard Thumb Ring- +\$145
06HR-NFST
- Super Grip Thumb Ring- +\$175
06HR-NFSG



- Other- List Make and Model- _____ +\$TBD
06HR-OHR

Tires 07T

- Primo- 1" (25mm) wide
07T-P * Primo tire not pictured.
- Schwalbe Marathon- 1" (25mm) wide- +\$129
07T-SMP
- Schwalbe One- 1" (25mm) wide, 24" or 25" only- +\$129
07T-SO
- Schwalbe Right Run- 1" (25mm) wide- +\$99
07T-SRR
- Schwalbe Airborne- 1.2" (30mm) wide, 24" or 25" only- +\$159
07T-SA



Marathon



One



Right Run



Airborne

Chair Options and Accessories- continued

Wheel Locks 08WL

Omit Wheel Locks
08WL-O

Compact Composite Scissor Locks- +\$295
08WL-CS



Push Locks- +\$295
08WL-PL



Side Guards 09SG * Aluminum Side guards will be finished with the same finish and color as the main frame.

None
09SG-NO

Aluminum- +\$395
Mounting Style-

Bolted
09SG-AB

Removable- +\$125
09SG-AR

Carbon- +\$595
Mounting Style-

Bolted
09SG-CB

Removable- +\$125
09SG-CR

Carbon w/ fender, bolted- +\$695
Mounting Style-

Bolted
09SG-FB

Removable- +\$125
09SG-FR

Backrest Style 10BS


Folding, non-locking
10BS-FNO

Folding, locking- +\$225
10BS-FL

Fixed (welded), non-folding- +\$295
10BS-W

Backbar Style 11BB

Classic Back Bar
11BB-CB



Rounded 'Sport' Back Bar- +\$225
11BB-RB



Back Upholstery 12BU

Fabric Back (choose one)

Tension Cord

Padding Style (choose one)-

Original- Nylon cloth over foam

12BU-TON

Sport- Spacer Fabric over Neoprene +\$225

12BU-TSF * Includes Rear Velcro Pocket

Velcro Adjustable Strap- \$295

Padding Style (choose one)-

Original- Nylon cloth over foam

12BU-VON

Sport- Spacer Fabric over Neoprene +\$225

12BU-VSF * Includes Rear Velcro Pocket

Rigid Back

ADI Carbon

Height (choose one)-

10" (25.4cm) Low +\$795

12BU-C10

13" (33cm) Mid +\$895

12BU-C13

16" (40.6cm) High +\$995

12BU-C16

Contour (choose one)-

Active 2.5" (6.3cm)

-A

Deep 4" (10.2cm)- +\$125

-D

Mounting Brackets (choose one)-

Fixed Elite- Stationary mount, fixed positioning

-FE

2 Point Pro- Stationary mount, adjustable positioning- +\$95

-2P

Optional Accessory-

Privacy Flap- +\$95

12BU-PF

Seat Upholstery 13SU

Tension Cord
13SU-TC

Rigid Carbon Plate- +\$695
13SU-RC

Seat Cushion 14SC

None
14SC-N

Basic Foam- \$165
14SC-BF

Other Cushion- Make/Model- _____ - \$TBD
14SC-OC

Frame Caps 15FC * Rounded caster caps are standard.

Satin
15FC-S

Polish- +\$95
15FC-P

Black Anodized- +\$195
15FC-B

Custom Color- _____ +\$395
15FC-C

Push Handles 16PH

None
16PH-N

Aluminum- Removable- +\$295
16PH-AR * Requires locking back.

Carbon- Removable- +\$395
16PH-CR * Requires locking back.

Fold Down Composite- +\$495
16PH-FD * Requires locking back.

Accessories 17A

Arm Rests, Swing Away- +\$595
17A-AR

Anti-Tipper, Removable- +\$595
17A-AT

Neoprene Frame Bumpers- +\$125
17A-FB

Nylon Calf Strap- 2" (5cm) wide- +\$105
17A-CS

Frame Finish- Color Options

Powder Coat- Standard Finish- Included

* Powder coat is a baked on finish.
* Colors and shades can look different than the samples below.

- Gloss White
PSS-5690 
- Heritage Cream
HSS-1846 
- Satin Titanium
UMB-1860 
- Heavy Silver
PMS-517 
- Galaxy Silver
PMB-4936 
- Mega Grey
PMB-6831 
- Gloss Black
USS-2603 
- Royal Maroon
PSB-5076 
- Vampire Red
PSS-3013 
- Really Red
PSS-4416 
- Astatic Red
PSS-1738 
- Sweet Raspberry
PSB-6896 
- M&M Orange
PSS-5678 
- Harley Orange
PMB-2829 
- International Orange
PSS-2779 
- Caterpillar Yellow
PSS-2550 
- Hot Yellow
PSS-1623 

- Sunshine Yellow
PSS-2600 
- Honda Yellow
PMB-1657 
- Neon Yellow
PSS-1104 
- Energy Green
PSB-6669 
- Racer Green
PSS-4531 
- Tractor Green
PSS-4517 
- Signal Green
PSS-2786 
- Army Green
PSB-4944 
- Tropical Breeze
PSS-6837 
- Miami Teal
PSB-6532 
- Bic Blue
PSB-6932 
- Deere Blue
PSB-4785 
- Ford Dark Blue
PSB-4624 
- Sinbad Purple
PSS-1676 
- Sweet Plum
PSS-1054 
- Whimsy Pink
PSS-0874 
- Lazer Polka Pink
PMB-2340 

Powder Coat- Premium Finish- +\$495

* Powder coat is a baked on finish.
* Colors and shades can look different than the samples below.

- Rose Gold
PMB-10047 
- Illusion True Copper
PMB-10044 
- Light Shattered Glass
PPB-6659 
- Illusion Malbec
PMB-6906 
- Oxblood Ransom
PPB-4537 
- Illusion Rootbeer
PMB-6924 
- Illusion Copper Plus
PMB-5043 
- Illusion Red
PMS-4515 
- Lollypop Red
UPS-1506 
- Illusion Cherry
PMB-6905 
- Illusion Orange
PMS-4620 
- Illusion Shocker
PMB-10050 
- Flat Shocker Yellow
PPB-6524 
- Illusion Sour Apple
PMB-6913 
- Psycho Green
PPB-4658 
- Illusion Green Ice
PMB-7025 
- Illusion Money
PMB-6917 

- Ultra Illusion Green
PMB-5346 
- Illusion Tropical
PMB-6919 
- Pastel Blue
PPB-4559 
- Illusion Pacific
PMB-6911 
- Aurora Blue
PPB-6006 
- Illusion Blueberry
PMB-6908 
- Illusion Royal
PMS-6925 
- Lollypop Blue
UPS-2502 
- Dazzling Blue
PPB-4329 
- Bentley Blue
PPB-4711 
- Chameleon Sapphire
PPB-5729 
- Lollypop Purple
PPS-1505 
- Illusion Purple
PSB-4629 
- Illusion Violet
PSS-4514 
- Illusion Pink
PMB-10046 
- Racing Raspberry
UPB-6610 
- Corkey Pink
PPS-5875 